





Driving Route


Columbia County Driving Test


 Columbia County Tax Collector's Office. Driving test are given here at our Main Office. This is the starting point for the driving test.


 Turn Left on to Hamilton Street


 Turn Right onto Marion Avenue


 Turn Right onto Franklin Street


 Turn Right onto Taylor Ave


 Turn Right into the Parking Lot


 Skill 1 - Straight in Parking. Use the designated space marked by the four cones. You will have to pull in, park, and back out without hitting one of the cones.


 Turn Left back onto Taylor Ave


 Turn Right onto Leon Street


 Turn Left onto Davis Avenue


 Skill 2- Backing Skill. For this skill you will be instructed to back the vehicle up while still maintaining control of the vehicle.


 Skill 3- K Turn. The K Turn is similar to the 3-point turn.

 Turn Right back onto Leon Street

 Skill 4- Quick Stop. The Quick Stop will be performed on this street . You will accelerate to 15 to 20 miles per hour and then stop as fast as safely possible when the driving instructor gives you the signal.

 Turn Left onto Marion Ave

 Turn Left into the Parking Lot

 End Of Driving Test. This is the end of the driving test. Your instructor will direct you where to park.

